



What makes water, water?

Stage 1

Exploring water's unique
characteristics and properties

Lesson 1

Characteristics of water

Activity 1: Wondering about water



**What is water?
Can you describe water?**

Lesson 1

Characteristics of water

Activity 2: Practical investigation – What are the characteristics of drinking water?

Characteristics help us tell one thing from another



Characteristics help us tell one thing from another

Which is orange juice and which is water?



Is it clear? Can you see through it?

Does it have colour?

Does it smell?

What does it taste like?















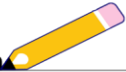

Words that describe water

Can you think of others?








Plan an investigation

Experiment title: Characteristics of drinking water

<p>1 questions What am I going to investigate (try to find out)?</p>  <p>What will my 5 senses tell me about drinking water?</p>	<p>2 hypothesis What do I think will happen (prediction)? Why?</p> 	<p>3 materials What materials (things) will I use?</p> 
<p>4 method How will I use my materials? Draw or take photos to help explain.</p> 	<p>5 hazards What are some hazards? (things that could cause harm)</p> 	<p>6 risks What can I do to reduce risks? (chance that hazards cause harm)</p> 
<p>7 observation What did I...</p>   see  smell  hear  feel  taste?	<p>8 conclusion What did I find out? Did my prediction come true? Why or why not?</p> 	<p>9 questions What questions do I have now? What do I want to know more about?</p> 

Explore water with your senses

Sense	What do you think?
See 	What does the water look like...Is it clear? What colour is it? How much is there?
Smell 	What does it smell like? How much does it smell?
Hear 	What does it sound like? How loud is it?
Feel 	How does it feel? What temperature is it?
Taste 	Can I drink this? What does it taste like? How much or how strong did it taste?



Did you know?

Sydney Water scientists do up to 70 different tests on your water!



Taste, smell, colour and cloudy



Lesson 2

Discover a property of water

Activity: What can water dissolve?


Water is unique, it can do some amazing things!



It can cool things down and heat things up.





It can stick together, onto things and help things float



What else is unique about water?



What can water dissolve?



Some things dissolve...

dissolve means when something can melt and mix together evenly.



Some things don't dissolve...




Can water dissolve...



Salt?

Sand?

Oil?



Food colouring?



Plan an investigation

Experiment title: What can water dissolve?

1 questions

What am I going to **investigate** (try to find out)?

What will water dissolve?

What won't dissolve?



2 hypothesis

What do I think will happen (**prediction**)? Why?



3 materials

What **materials** (things) will I use?



4 method

How will I use my materials?
Draw or take photos to help explain.

Place one spoon or drop of the item and stir for 10 seconds.



5 hazards

What are some **hazards**?
(things that could cause harm)



6 risks

What can I do to reduce **risks**?
(chance that hazards cause harm)



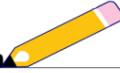
7 observation

What did I...?



8 conclusion

What did I find out? Did my prediction come true? Why or why not?



9 questions

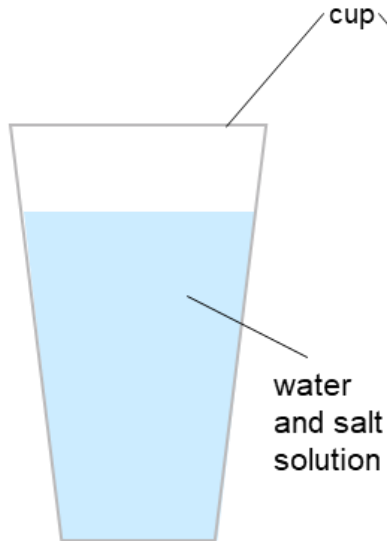
What questions do I have now?
What do I want to know more about?



Talk like a scientist

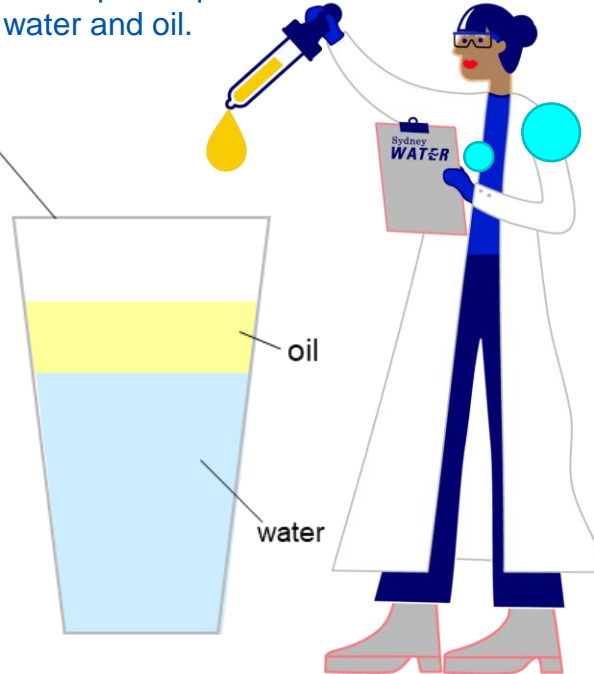
Solution

stays evenly mixed like
water and salt.



Mixture

has separate parts like
water and oil.



- Predict
- Test
- Observe
- Conclusion

Did you know?

We use water to dissolve things everyday!

Water dissolves paint from our brushes...



Water dissolves...

Bubbles in a bath

Soap to wash our hands



Water dissolves...

Sugar, salt and other flavours that make food and drinks delicious



Lesson 3

States of water

Activity 1: Demonstration - What are the states of matter?

What are the states of matter?

Solid

keeps or holds their shape



Liquid

sticks together and takes the shape of a container



Gas

can spread, move around freely, and doesn't stick together



Lesson 3

States of water

Activity 2: Are ice and steam water?

Are ice and steam water?



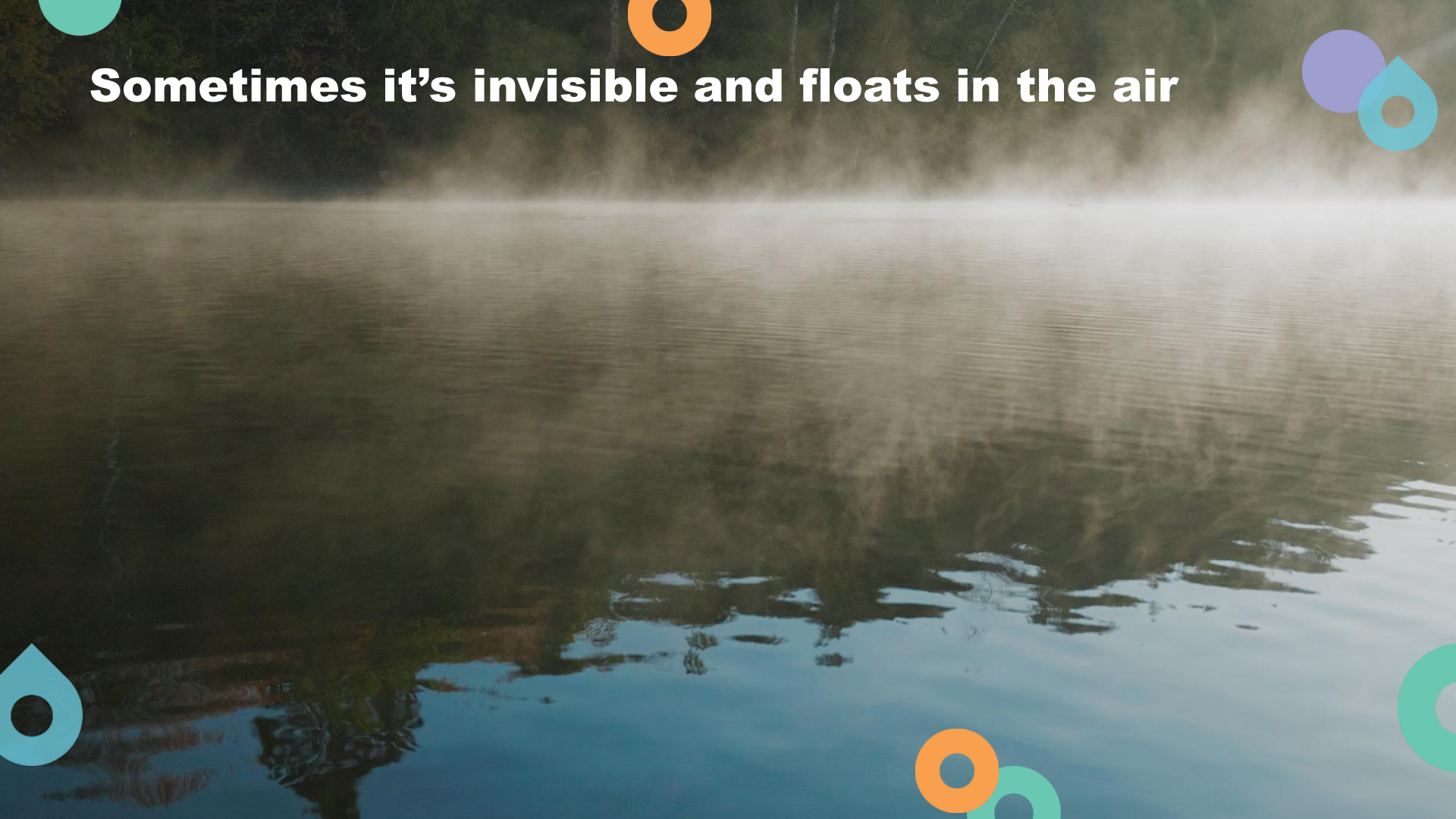
Sometimes water is wet



Sometimes it's frozen as ice and snow



Sometimes it's invisible and floats in the air



Lesson 3

States of water

Activity 3: Practical investigation – what are the states of water?

Solid, liquid or gas?



Water can be all three!



Did you know?

Earth is the only known planet to have liquid water always on its surface!



What I learned about water

Write or draw in a droplet.

