

The water cycle

Stage 1 worksheets

Exploring the water cycle and how we manage it to meet our needs



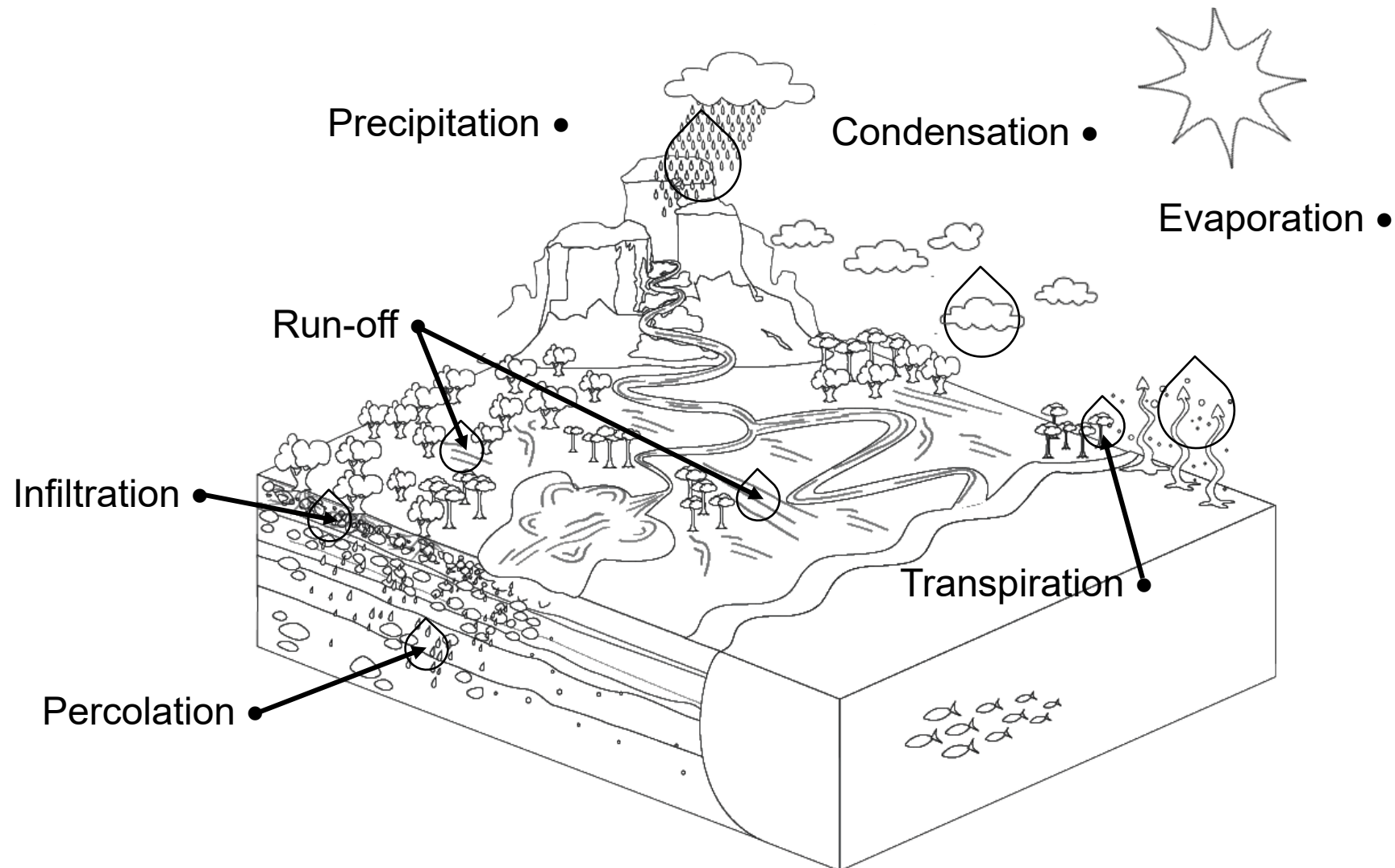
Publication number SW30 09/21 | © Sydney Water. All rights reserved.

Sydney
WATER



Natural water cycle

Draw an arrow from the word to the matching droplet. Colour your completed natural water cycle.



Fill in the blanks

Word bank

cycle, oceans, sun, trees, sky, clouds, droplets, runoff, water, rain

The _____ warms the water and it turns to gas, called _____ vapour.

Water vapour comes, up, up, up, from the land, rivers and _____ this is called evaporation.

Water vapour comes up, up, up, from you, me, dogs and _____ this is called transpiration.

Water vapour goes up high into the _____. The water vapour gets cold, turns into water _____ and forms big, fluffy _____ this is called condensation.





The clouds get full and heavy with water droplets. They fall down, down, down, as _____, hail or snow this is called precipitation.

The rain flows over the land, back into creeks, rivers and oceans this is called _____.

The water goes round and round again in the natural water _____.

Who am I?

Draw a line to the matching description.

Words
<p>Sun</p> 
<p>Water vapour (gas)</p> 
<p>Clouds</p> 
<p>Water droplets (liquid)</p> 

Description (clues)
<p>I like to stick with others like me when I get cold. I fill clouds and fall back to earth and fill the rivers, lakes and oceans. All plants and animals need me and others like me to survive.</p>
<p>When I am warm, I rise into the air during <i>evaporation</i>. I am invisible but when I am cold, I turn into water droplets.</p>
<p>I am very bright. I am very hot. I warm the Earth. I can change water into gas.</p>
<p>I live in the sky. I fill up with water droplets as they cool during <i>condensation</i>. When I am very full of water droplets, I rain as <i>precipitation</i>.</p>

Word search

Find the words going down ↓ and across →.

1. sun
2. heat
3. water
4. cycle
5. vapour
6. droplet
7. clouds
8. rain

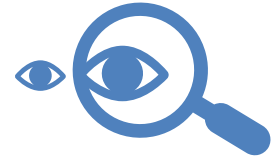
X	P	C	I	C	W	W	K
Z	A	L	O	V	H	A	V
D	R	O	P	L	E	T	A
S	A	U	Y	E	A	E	P
T	I	D	N	R	T	R	O
Q	N	S	U	N	U	S	U
C	Y	C	L	E	P	I	R



See, think, wonder

Write or draw.

What do I see?



What do I think?



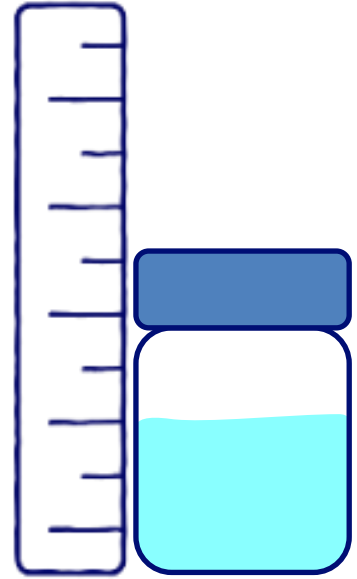
What do I wonder?



Measure and compare

Instructions

1. Measure the height of the water in the jars.
2. Write the date and the heights of the water.
3. Repeat over a few days and compare.
4. Answer the questions.
5. Optional graph your results.



Questions

What happened? Did water disappear? How did this happen?

Did the water height get smaller or bigger?

Did more of less sun change the result?

Did an open or closed jar change the result?

Results

 Sunny spot		
Date	Open jar water height (cm)	Closed jar water height (cm)
 Shady spot		
Date	Open jar water height (cm)	Closed jar water height (cm)

Water droplets

Name: _____

Name: _____