


Water and us

Stage 1 worksheets

Exploring our connection with water















Publication number SW18 09/21 | © Sydney Water. All rights reserved.

Sydney
WATER

Survive and thrive worksheet

Cut and paste the ways we connect with water into the box below.

 <p>Drinking</p>  <p>(hydration)</p>	<p>Playing and relaxing</p>  <p>(recreation)</p>	<p>Cleaning</p>  <p>(hygiene)</p>	<p>Celebrating</p>  <p>(religion, spirituality, & culture)</p>
<p>Protecting the environment</p> 	<p>Learning</p>  <p>(science & technology)</p>	<p>Making stuff</p>  <p>(industry & business)</p>	<p>Growing food</p>  <p>(agriculture)</p>
<p>Making things pretty</p>  <p>(aesthetics)</p>	<p>Cooking food</p> 		

Survive



Me

Thrive



Recount worksheet

Story Title: _____

Write or draw

Who?	What?	When?
Where?	Why?	How?


First...	Then....
Next...	Finally...

Words from the word wall in this story...



Water is my friend

Name: _____



Water's name: _____

Water's favourite...

Hobby:	Colour:
What else does your water friend like?	

Example



Water's name: Walter the water drop

Water's favourite:

Hobby: <u>Surfing</u>	Colour: <u>Blue</u>
Song: <u>The Shower Song</u>	Book: <u>Water Princess</u>
Movie: <u>Ponyo</u>	Animal: <u>Fish</u>

Water droplets

Name: _____

Name: _____

Venn diagram

Use the Venn diagram to compare two things. Write or draw the things that are the same in the middle.

